



Arrowsmith Dam and Englishman River Weekly Report

June 1 to June 4, 2026

Summary

Arrowsmith Dam

Reservoir level (June 4): 828.50 m

Estimated volume (June 4): 9,000,000.00 m³

4-day average release rate: 0.19 m³/s

4-day total released volume: 65,747.26 m³

Englishman River

4-day average baseflow estimate: 0.83 m³/s (flow at 08HB002 with the intake flow minus the dam release flow)

4-day average flow at WSC hydrometric gauge 08HB002: 0.91 m³/s

4-day average ERWS intake withdrawal flow: 0.10 m³/s

4-day total ERWS intake volume: 34,250.00 m³

Other

Snow water equivalent at station 3B26P (June 4) : 0.00 mm

Total 4-day rainfall at PWY: 0.00 mm

Total 4-day rainfall at Community Park: 0.00 mm

East Vancouver Island Drought Level: 4

Key Messages

- Chance of showers in the upcoming days.
- Dam is still spilling.

Weather Forecast (Qualicum Airport)



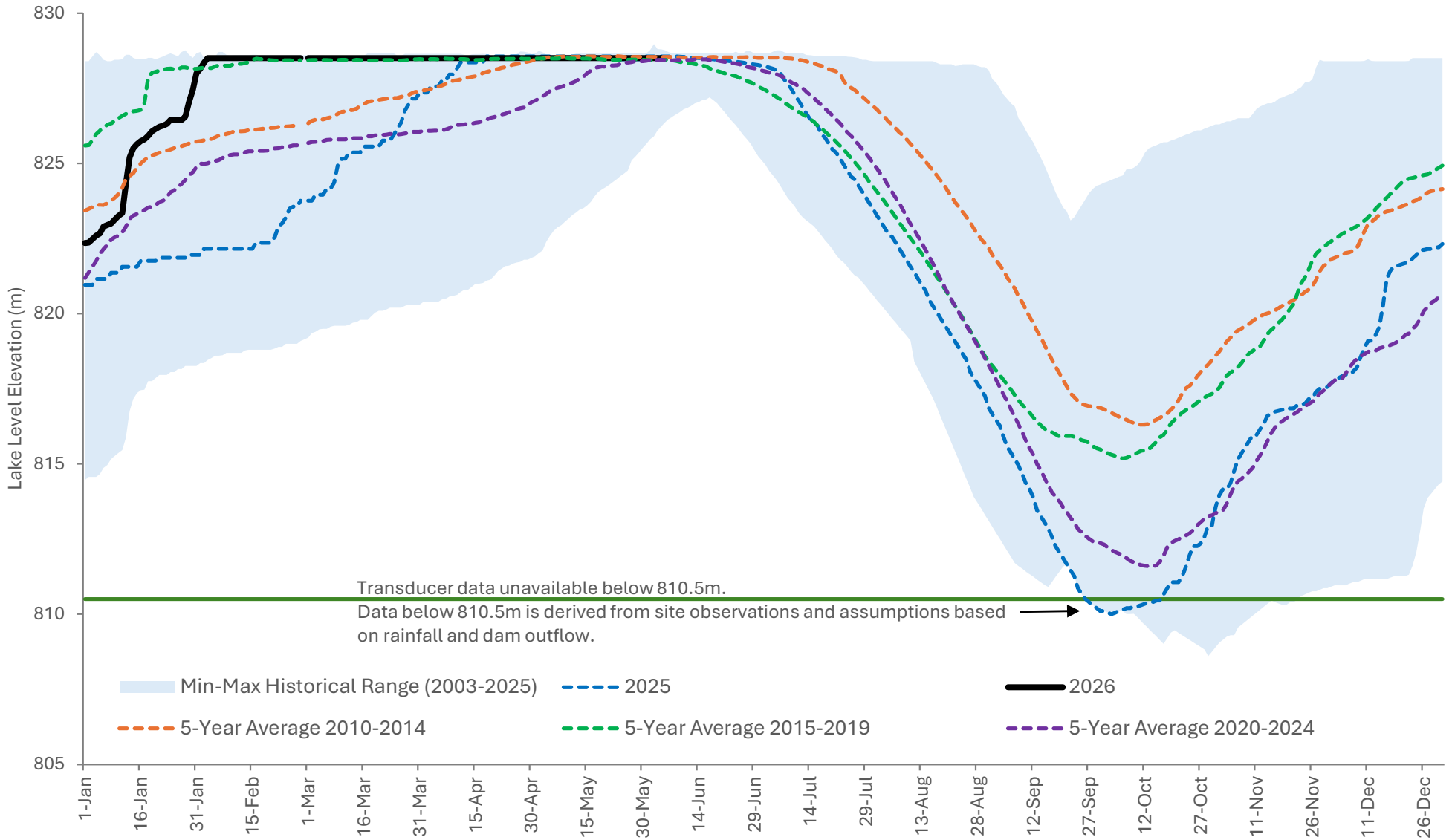
Eri 5 Jun	Sat 6 Jun	Sun 7 Jun	Mon 8 Jun	Tue 9 Jun	Wed 10 Jun	Thu 11 Jun
 16°C 30% Chance of showers	 16°C 40% Chance of showers	 19°C A mix of sun and cloud	 15°C Showers	 16°C 60% Chance of showers	 17°C Cloudy	 21°C A mix of sun and cloud
Tonight	Night	Night	Night	Night	Night	
 8°C Showers	 11°C Cloudy periods	 11°C 30% Chance of showers	 11°C Periods of rain	 11°C 60% Chance of showers	 11°C Cloudy periods	



Arrowsmith Dam and Englishman River Weekly Report

June 1 to June 4, 2026

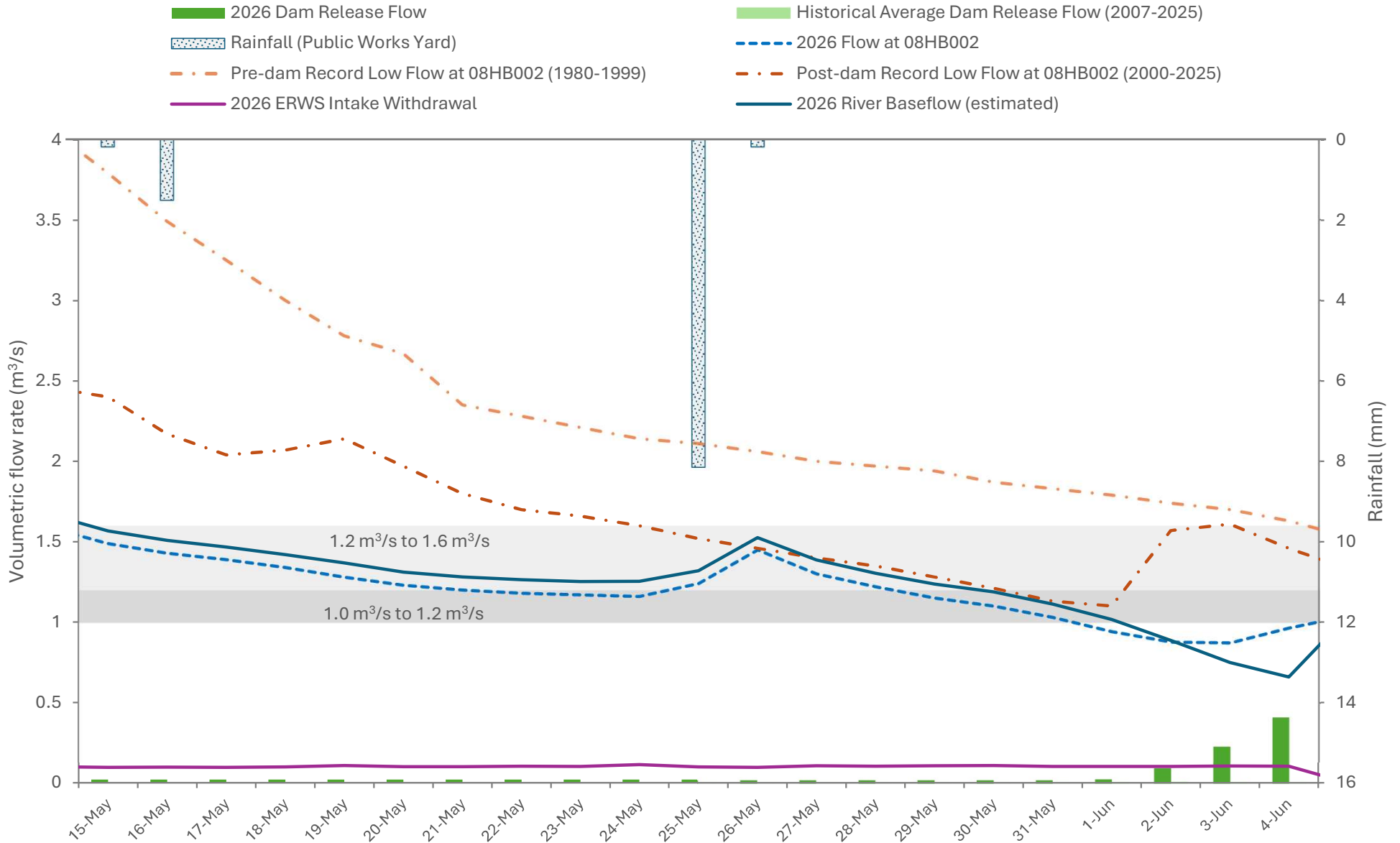
Arrowsmith Dam Reservoir Level



Arrowsmith Dam and Englishman River Weekly Report

June 1 to June 4, 2026

Volumetric Flow Rates and Rainfall

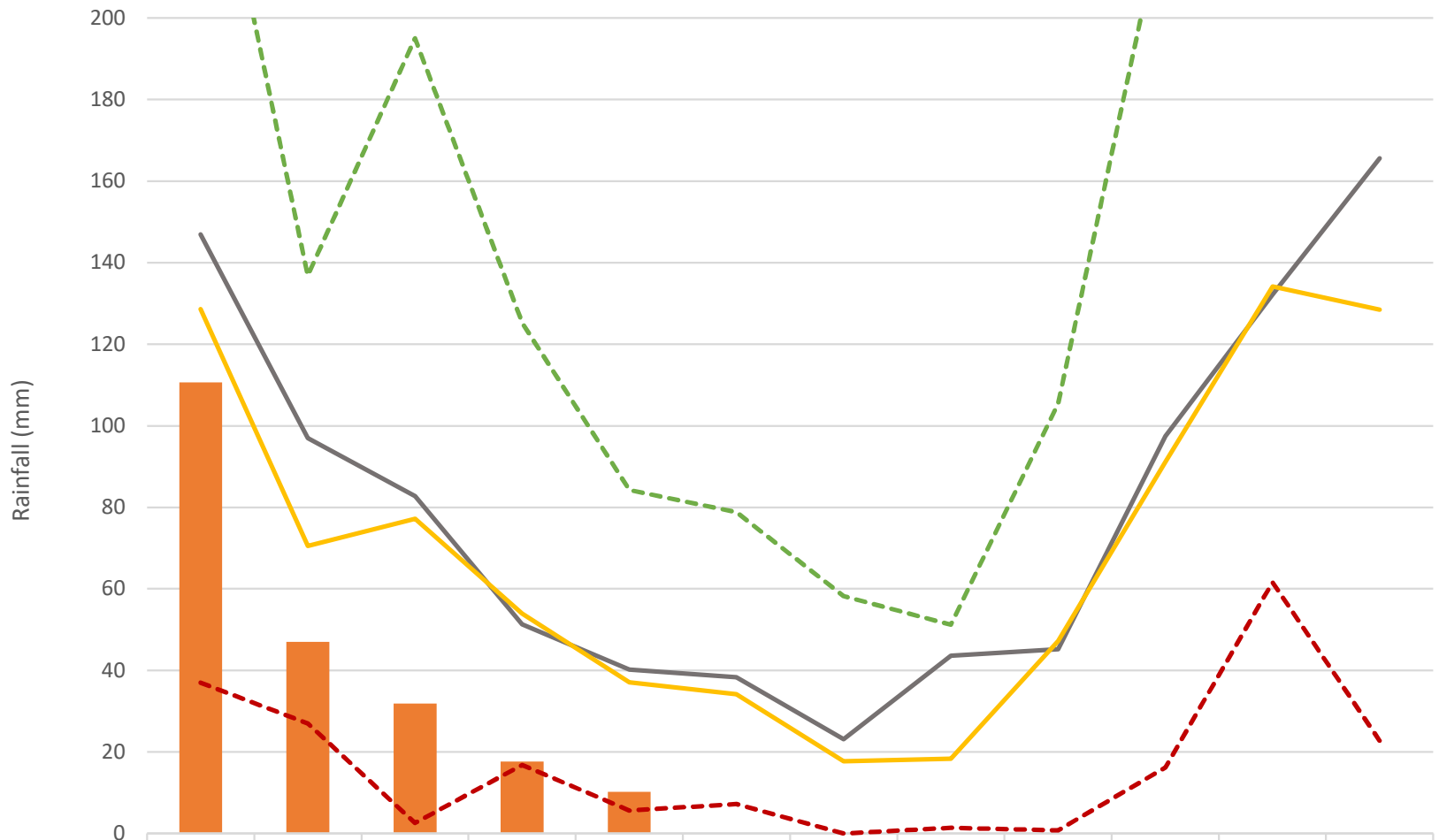




Arrowsmith Dam and Englishman River Weekly Report

June 1 to June 4, 2026

Rainfall at Public Works Yard



	January	February	March	April	May	June	July	August	September	October	November	December
2026	111	47	32	18	10							
Parksville AES Precipitation Normals (1951-1980)	147	97	83	51	40	38	23	44	45	98	132	166
Precipitation Average (2005-2025)	129	70	77	54	37	34	18	18	47	91	134	128
Precipitation Minimum(2005-2025)	37	27	3	17	6	7	0	1	1	16	62	23
Precipitation Maximum (2005-2025)	262	137	195	125	84	79	58	51	105	228	265	218

*AES: Atmospheric Environment Service



Arrowsmith Dam and Englishman River Weekly Report

June 1 to June 4, 2026

Snow Water Equivalent – Station 3B26P

