



Arrowsmith Dam and Englishman River Weekly Report

September 22 to September 28, 2025

Summary

Arrowsmith Dam

Lake level (September 28): 810.2 m

Estimated volume (September 28): 2,060,000 m³

Weekly average release rate: 0.91 m³/s

Weekly total released volume: 551,470 m³

Englishman River

Weekly average baseflow estimate: 0.13 m³/s (flow at 08HB002 minus dam release)

Weekly average flow at WSC hydrometric gauge 08HB002: 1.04 m³/s

Weekly average ERWS intake withdrawal flow: 0.07 m³/s

Weekly total ERWS intake volume: 32,860 m³

Weekly average water temperature: 13.45 °C (roughly 130m downstream of intake)

Other

Snow water equivalent at station 3B26P (September 28): 0 mm

Total weekly rainfall at PWY: 23.6 mm

Total weekly rainfall at Community Park: 23.2 mm


East Vancouver Island Drought Level: 2














Comments

Staff will continue to maintain a flow of 1.0m³/s at Water Survey of Canada (WSC) gauge 08HB002. Due to the need to keep the flow below 1.2m³/s, level 4 water conservation will continue to be in effect as per Order dated June 19, 2025 under the *Water Sustainability Act*, which authorized a reduction in flows at gauge 08HB002 to a minimum of 1.0m³/s until October 31, 2025.

The Order stipulates that water conservation level 3 must be enacted when flows fall below 1.6 m³/s but remain at or above 1.2m³/s, and Stage 4 be enacted when flows drop below 1.2m³/s.

Weather Forecast (Qualicum Airport)

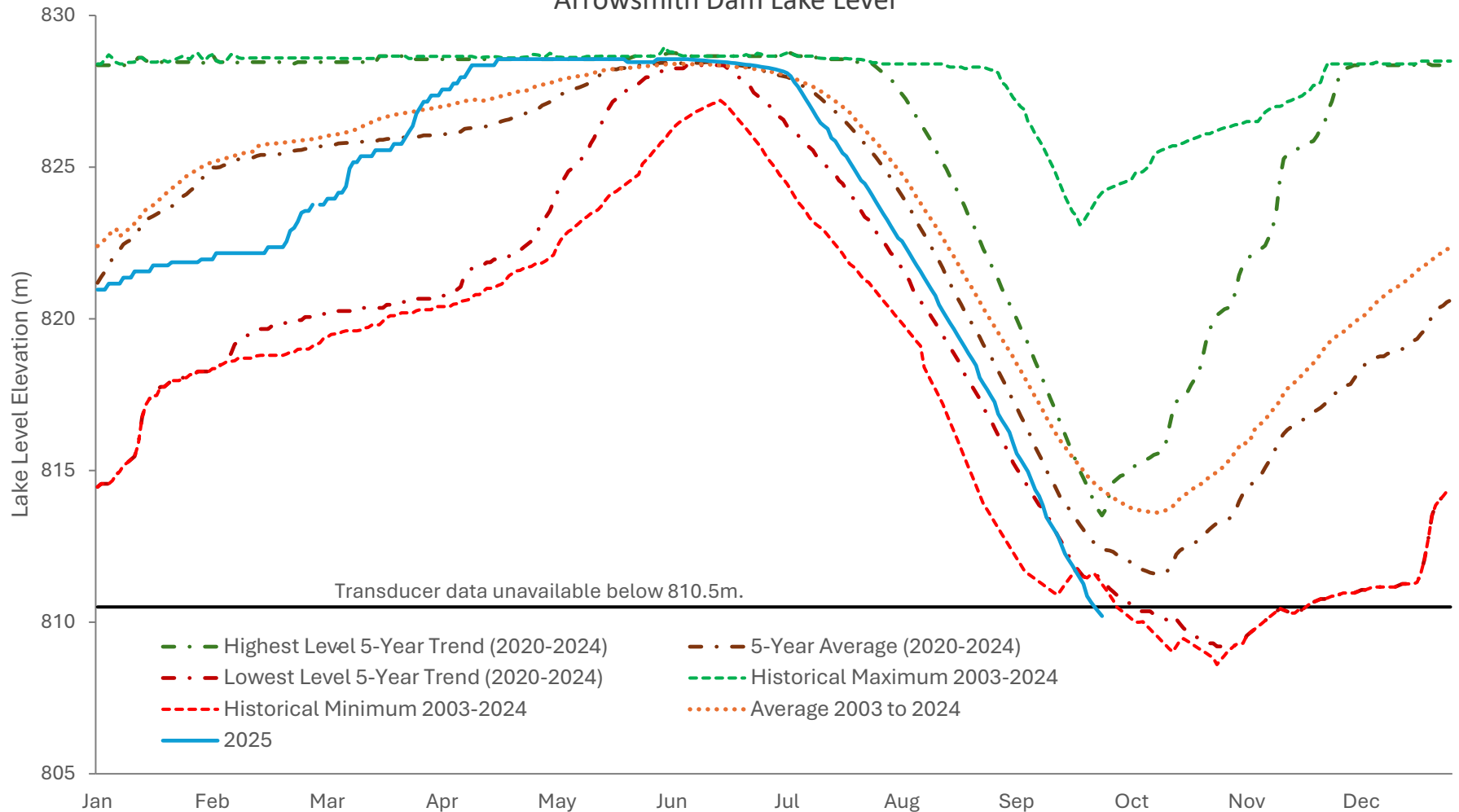


Mon 29 Sep	Tue 30 Sep	Wed 1 Oct	Thu 2 Oct	Fri 3 Oct	Sat 4 Oct	Sun 5 Oct
 18°C 60% Chance of showers	 16°C Rain	 15°C Rain	 15°C Showers	 16°C 40% Chance of showers	 16°C A mix of sun and cloud	 17°C A mix of sun and cloud
Tonight	Night	Night	Night	Night	Night	
 10°C 40% Chance of showers	 11°C Rain	 12°C Showers	 9°C 40% Chance of showers	 8°C 30% Chance of showers	 7°C Cloudy periods	

Arrowsmith Dam and Englishman River Weekly Report

September 22 to September 28, 2025

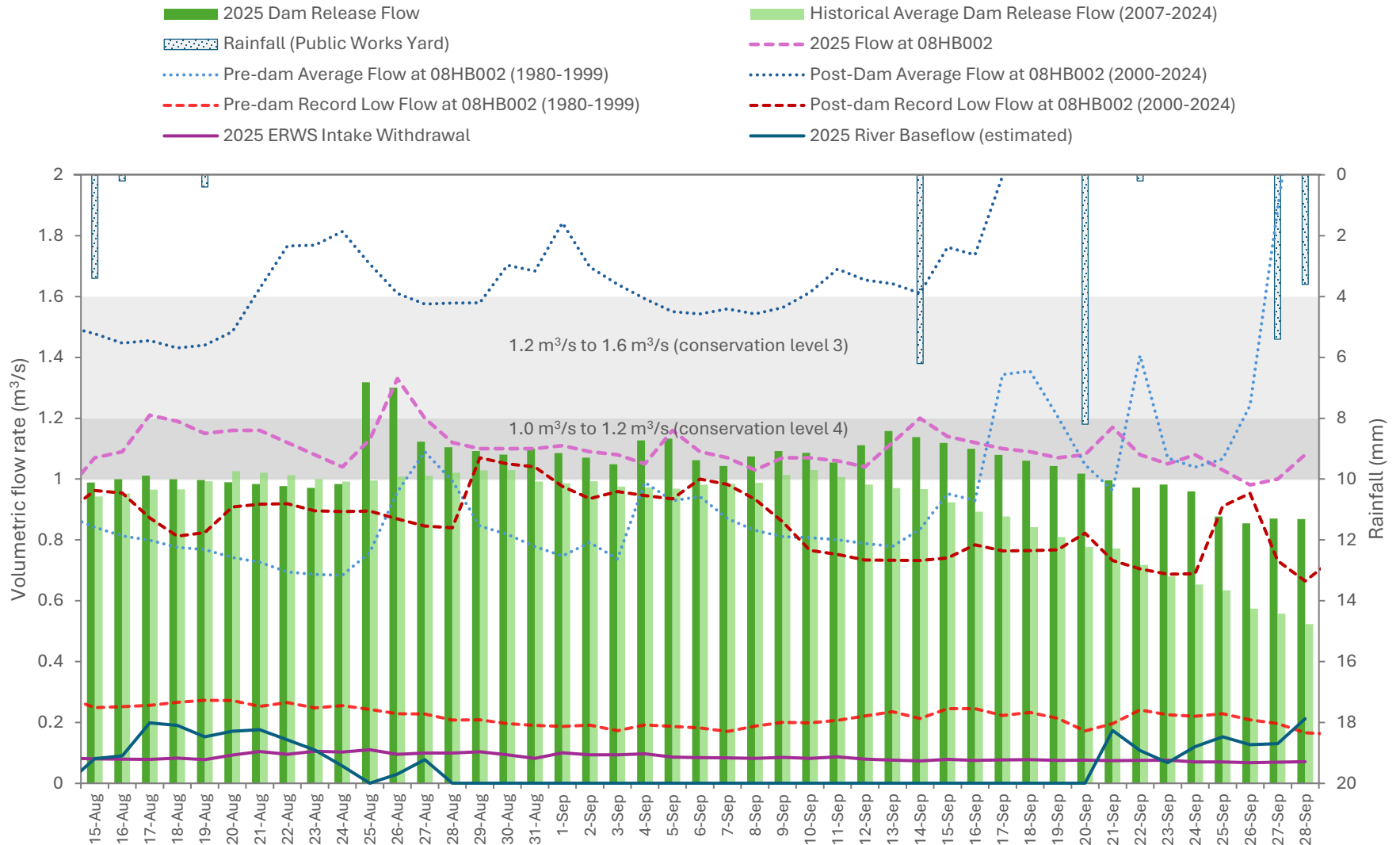
Arrowsmith Dam Lake Level



Arrowsmith Dam and Englishman River Weekly Report

September 22 to September 28, 2025

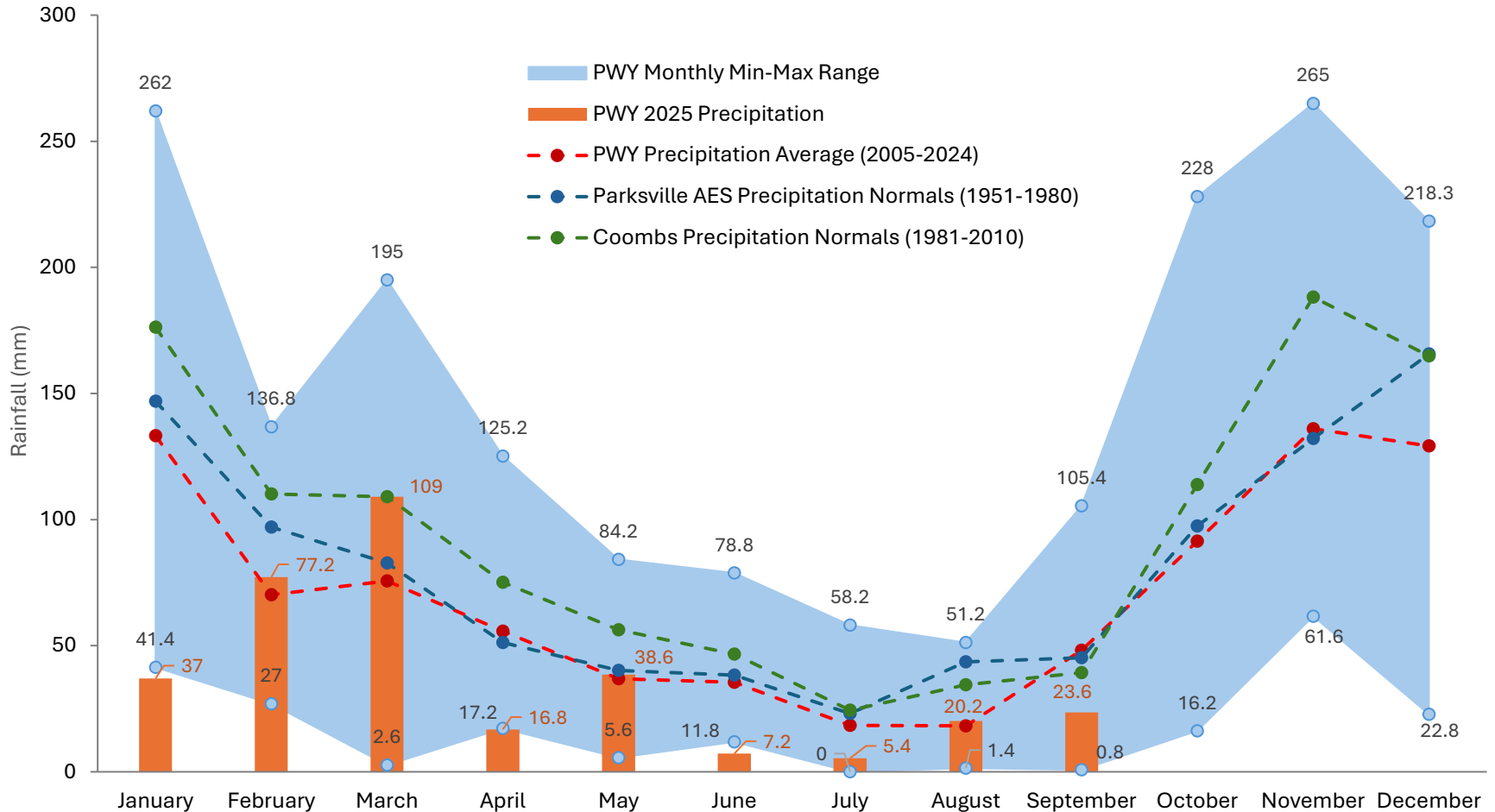
Volumetric Flow Rate and Rainfall



Arrowsmith Dam and Englishman River Weekly Report

September 22 to September 28, 2025

Rainfall at Public Works Yard

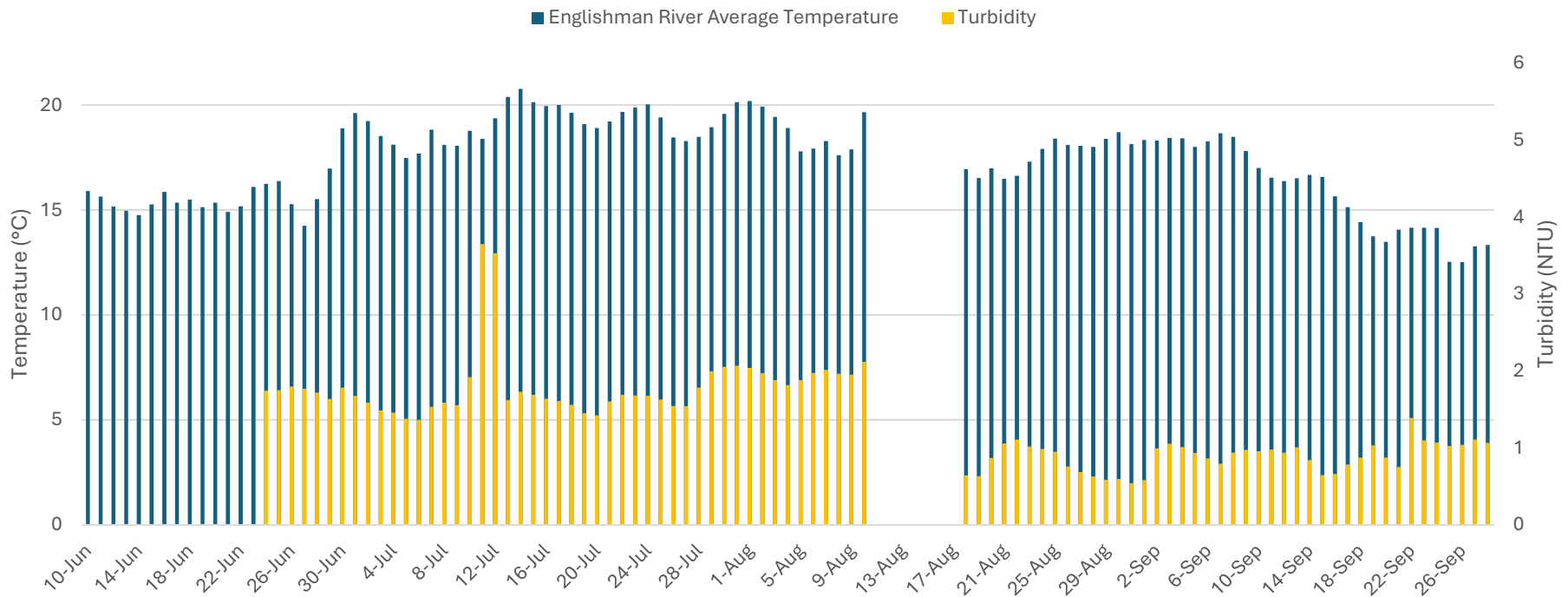


AES: Atmospheric Environment Service
PWY: Public Works Yard

Arrowsmith Dam and Englishman River Weekly Report

September 22 to September 28, 2025

Englishman River Daily Temperature and Turbidity (Downstream of Intake)



Note: Temperature and turbidity sonde failed to log from August 11-17.
Turbidity sonde was calibrated on August 18.