

# Arrowsmith Dam and Englishman River Weekly Report

September 15 to September 21, 2025

## Summary

### Arrowsmith Dam

Lake level (September 21): 811.66 m

Estimated volume (September 21): 2,490,000 m<sup>3</sup>

Weekly average release rate: 1.06 m<sup>3</sup>/s

Weekly total released volume: 640,745 m<sup>3</sup>

### Englishman River

Weekly average baseflow estimate: 0.01 m<sup>3</sup>/s (flow at 08HB002 minus dam release)

Weekly average flow at WSC hydrometric gauge 08HB002: 1.02 m<sup>3</sup>/s

Weekly average ERWS intake withdrawal flow: 0.08 m<sup>3</sup>/s

Weekly total ERWS intake volume: 37,990 m<sup>3</sup>

Weekly average water temperature: 14.72 °C (roughly 130m downstream of intake)

### Other

Snow water equivalent at station 3B26P (September 21): 0 mm

Total weekly rainfall at PWY: 8.2 mm

Total weekly rainfall at Community Park: 9.4 mm

East Vancouver Island Drought Level: 2

## Comments

The Dam is currently 0.1m below historical minimum.

Dam lake level 3.6m below historical (2003-2024) average on September 21, and 1.7m below 5- year (2020-2024) average.














On September 21, the Englishman River flow at WSC gauge 08HB002 was 53.6% below post-dam average (2000-2024), 36% below 5-year average (2020-2024), and 37.4% below historical average (1980-2024).

**Staff will continue to maintain a flow of 1.0m<sup>3</sup>/s at Water Survey of Canada (WSC) gauge 08HB002. Due to the need to keep the flow below 1.2m<sup>3</sup>/s, level 4 water conservation will continue to be in effect as per Order dated June 19, 2025 under the *Water Sustainability Act*, which authorized a reduction in flows at gauge 08HB002 to a minimum of 1.0m<sup>3</sup>/s until October 31, 2025.**

**The Order stipulates that water conservation level 3 must be enacted when flows fall below 1.6 m<sup>3</sup>/s but remain at or above 1.2m<sup>3</sup>/s, and Stage 4 be enacted when flows drop below 1.2m<sup>3</sup>/s.**

## Weather Forecast (Qualicum Airport)

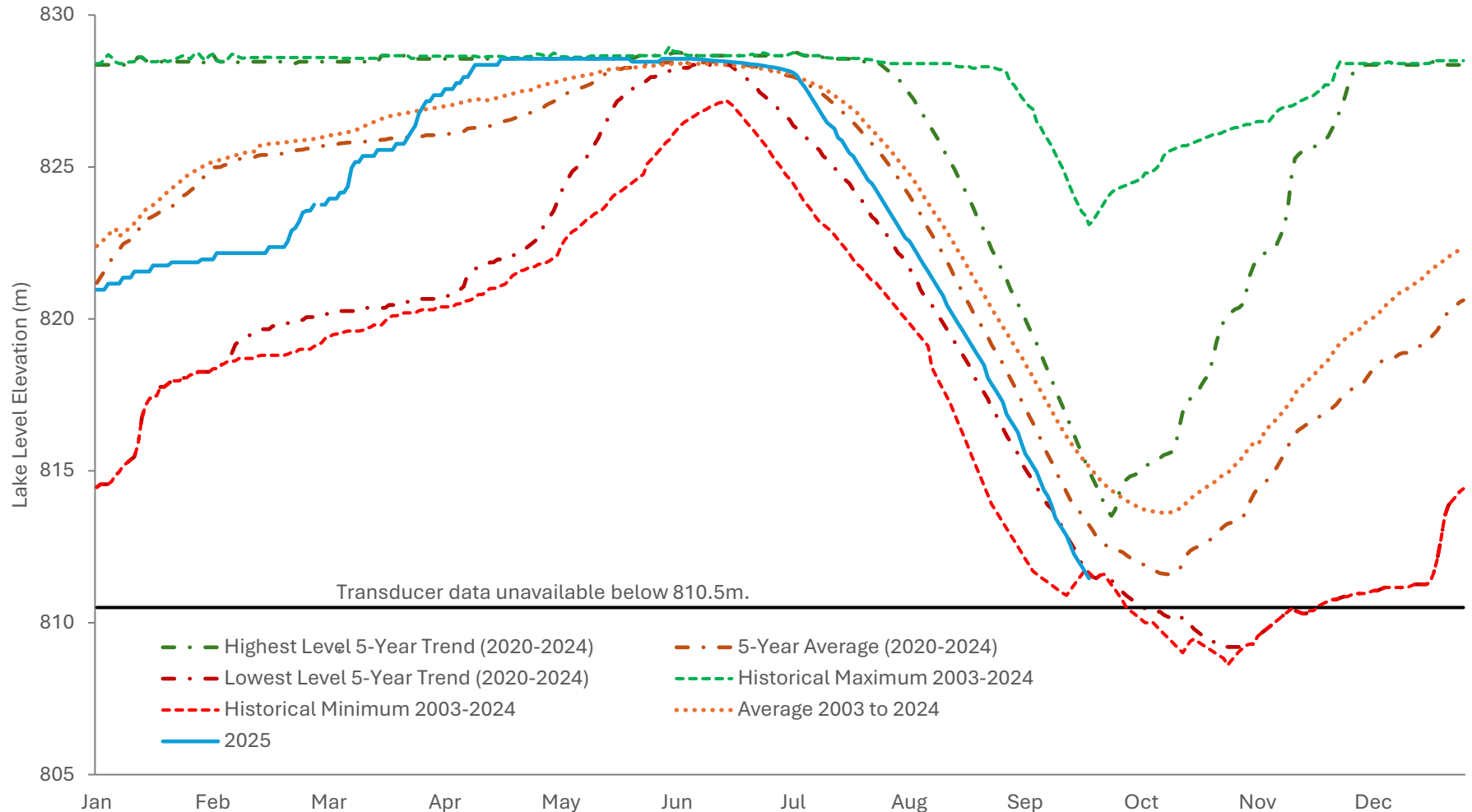


Mon 22 Sep	Tue 23 Sep	Wed 24 Sep	Thu 25 Sep	Fri 26 Sep	Sat 27 Sep	Sun 28 Sep
 18°C A mix of sun and cloud	 20°C Mainly sunny	 20°C Sunny	 19°C A mix of sun and cloud	 17°C Periods of rain	 16°C 60% Chance of showers	 16°C 60% Chance of showers
Tonight	Night	Night	Night	Night	Night	
 10°C A few clouds	 12°C Clear	 11°C Cloudy periods	 11°C Cloudy periods	 11°C 60% Chance of showers	 10°C 60% Chance of showers	

# Arrowsmith Dam and Englishman River Weekly Report

September 15 to September 21, 2025

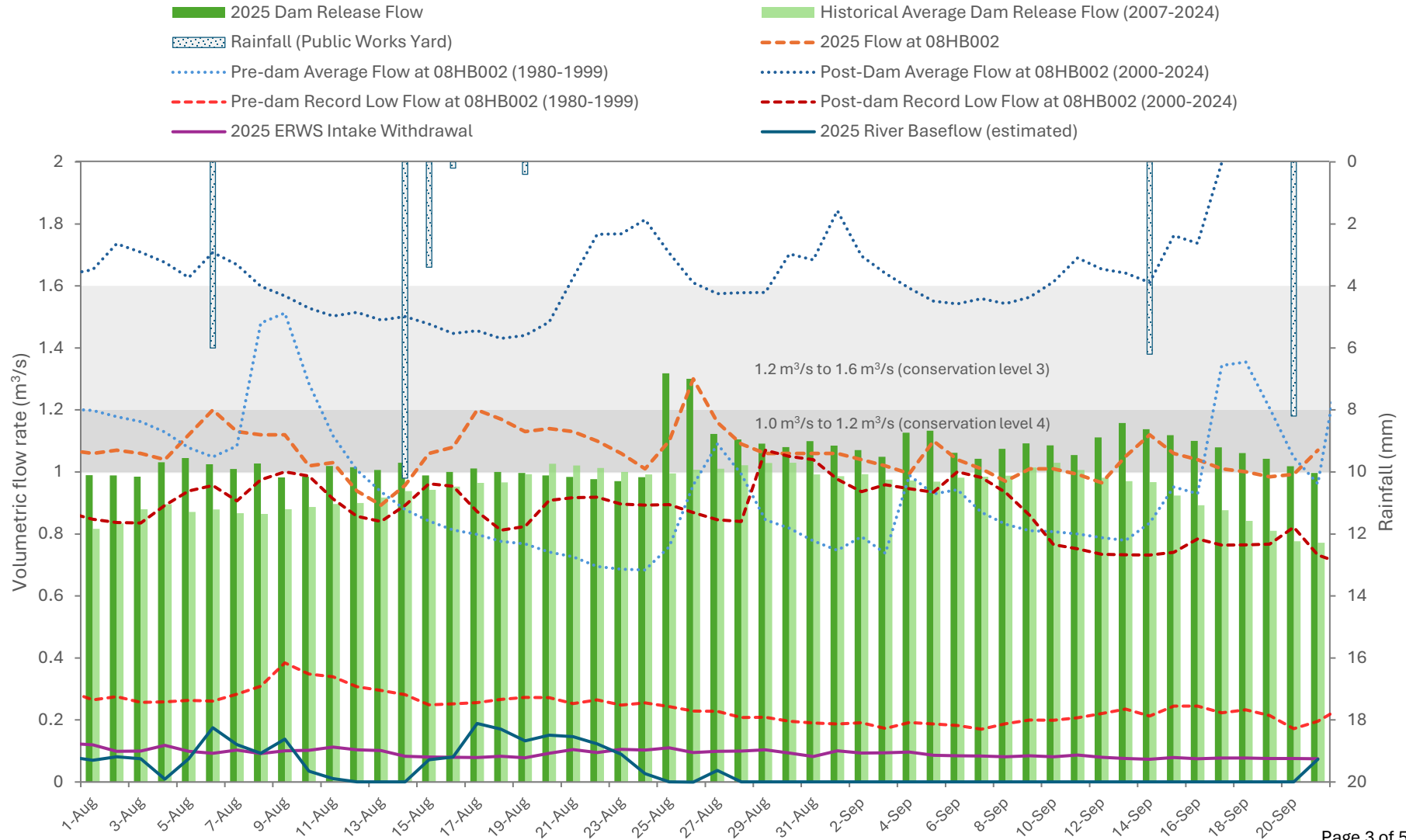
Arrowsmith Dam Lake Level



# Arrowsmith Dam and Englishman River Weekly Report

September 15 to September 21, 2025

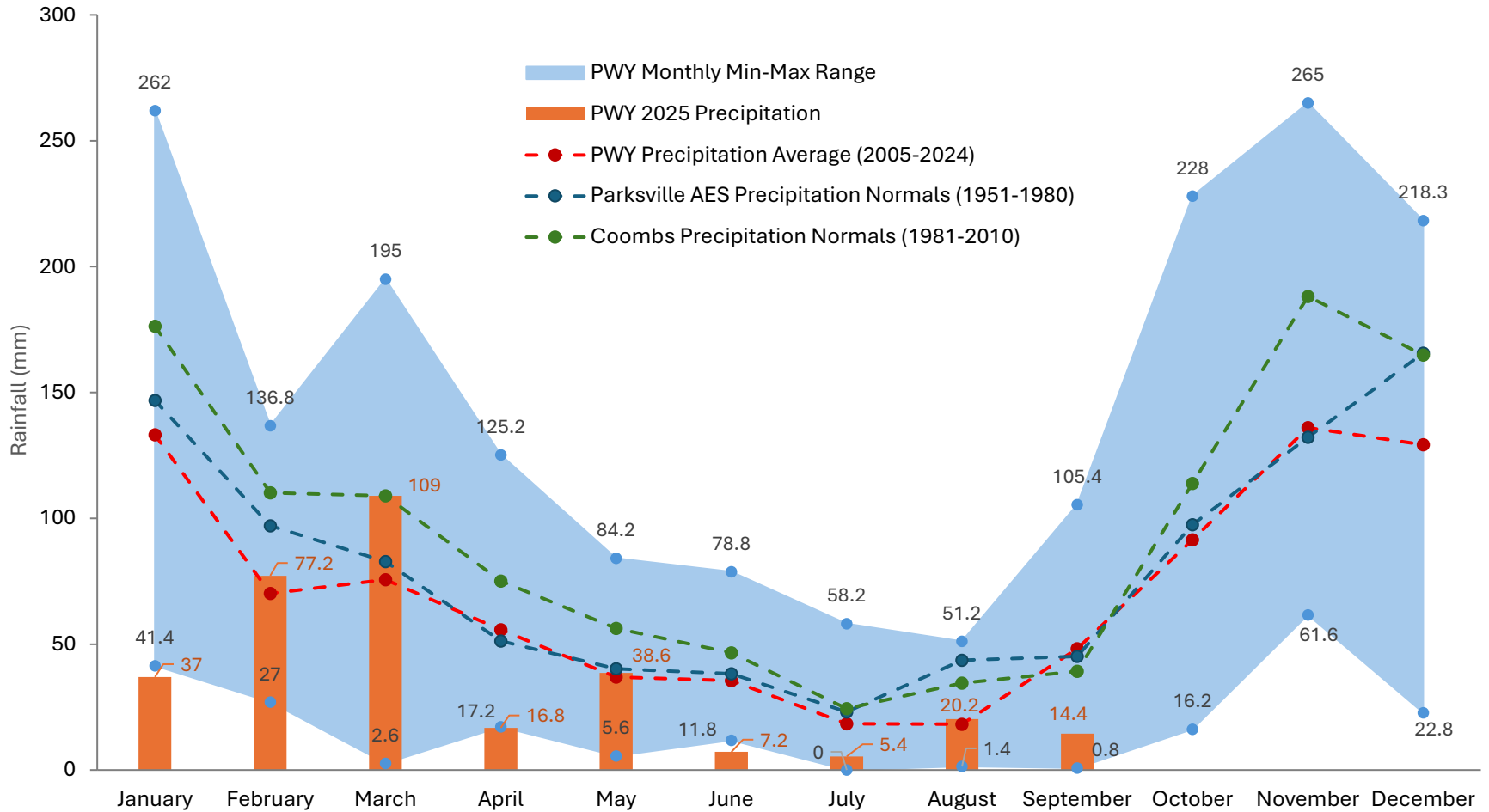
## Volumetric Flow Rate and Rainfall



# Arrowsmith Dam and Englishman River Weekly Report

September 15 to September 21, 2025

Rainfall at Public Works Yard

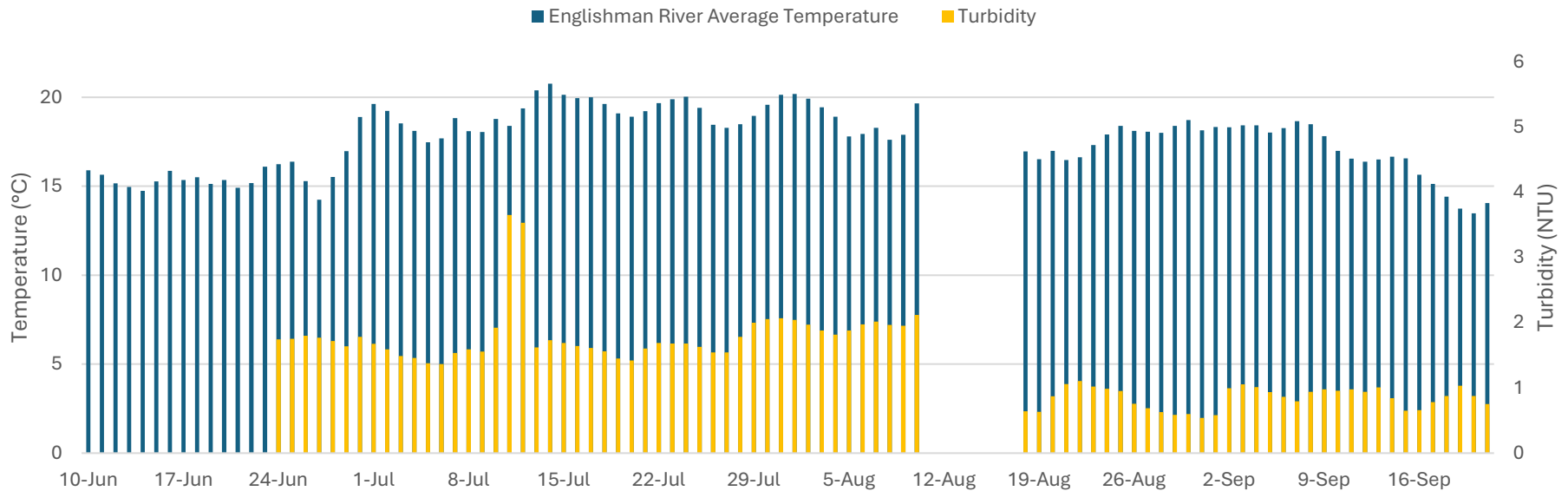


AES: Atmospheric Environment Service  
PWY: Public Works Yard

# Arrowsmith Dam and Englishman River Weekly Report

September 15 to September 21, 2025

## Englishman River Daily Temperature and Turbidity (Downstream of Intake)



**Note:** Temperature and turbidity sonde failed to log from August 11-17.  
Turbidity sonde was calibrated on August 18.