

Arrowsmith Dam and Englishman River Weekly Report

July 28 to August 3, 2025

Summary

Arrowsmith Dam

Lake level (August 3): 822.86 m

Estimated volume (August 3): 6,510,000 m³

Weekly average release rate: 1.0 m³/s

Weekly total released volume: 602,180 m³

Englishman River

Weekly average baseflow estimate: 0.09 m³/s (flow at 08HB002 minus dam release)

Weekly average flow at WSC hydrometric gauge 08HB002: 1.1 m³/s

Weekly average ERWS intake withdrawal flow: 0.12 m³/s

Weekly total ERWS intake volume: 65,750 m³

Weekly average water temperature: 19.53 °C (roughly 130m downstream of intake)

Other

Snow water equivalent at station 3B26P (August 3): 0 mm

Total weekly rainfall at PWY: 0 mm

Total weekly rainfall at Community Park: 0 mm

East Vancouver Island Drought Level: 3

Comments

Hydrometric gauge 08HB002 flow 27.7% lower than the average historical flow (1980-2024) on August 3rd.

Gauge 08HB002 was calibrated on July 29 and the preceding daily average flow was adjusted accordingly.














Dam lake level 2.2m below historical average (2003-2024) on August 3rd.

The total dam outflow for the month of July was 2,307,845 m³ while the average (2007-2024) for July is 1,216,025 m³.

Staff will continue to maintain a flow of 1.0 m³/s at gauge WSC 08HB002. Due to the need to keep the flow below 1.2m³/s, level 4 water conservation will continue to be in effect as per Order dated June 19, 2025 under the *Water Sustainability Act*.

Weather Forecast (Qualicum Airport)

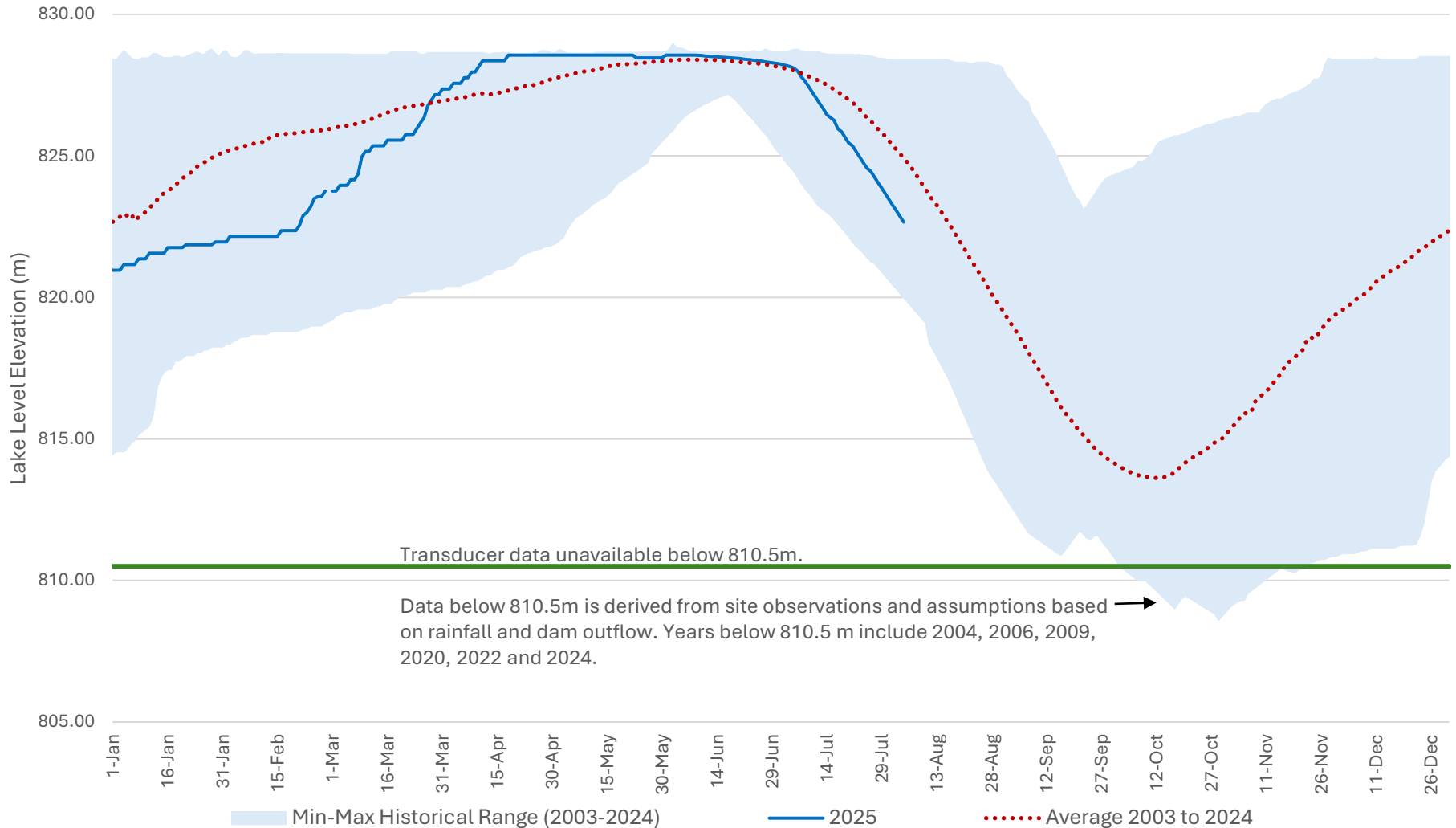


Tue 5 Aug	Wed 6 Aug	Thu 7 Aug	Fri 8 Aug	Sat 9 Aug	Sun 10 Aug	Mon 11 Aug
 21°C 40% Chance of showers	 22°C 30% Chance of showers	 22°C Sunny	 21°C A mix of sun and cloud	 25°C Sunny	 27°C Sunny	 28°C Sunny
Tonight	Night	Night	Night	Night	Night	
 15°C 40% Chance of showers	 14°C Showers	 14°C Cloudy	 16°C Cloudy periods	 17°C Clear	 17°C Clear	

Arrowsmith Dam and Englishman River Weekly Report

July 28 to August 3, 2025

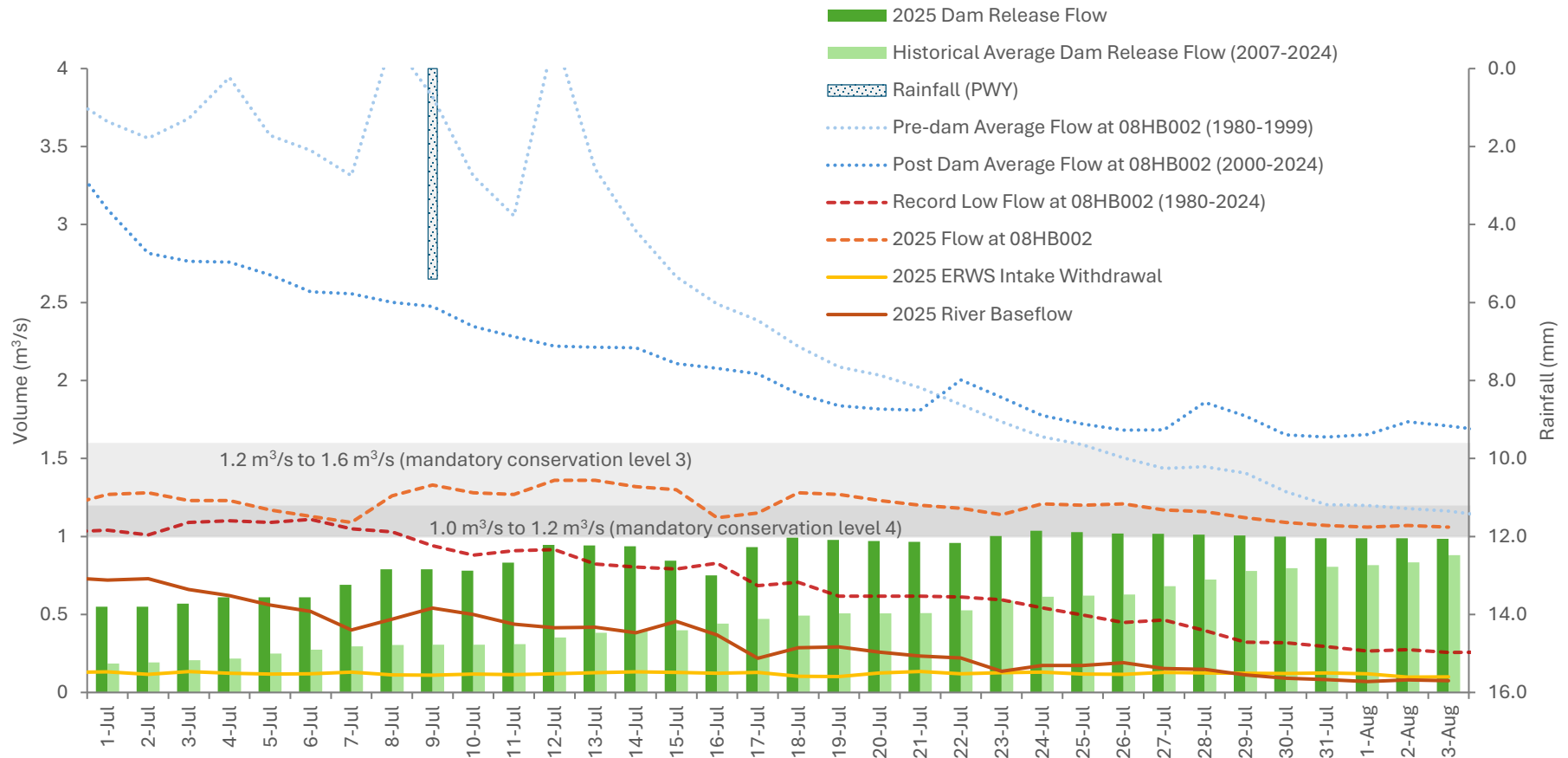
Arrowsmith Dam Lake Level



Arrowsmith Dam and Englishman River Weekly Report

July 28 to August 3, 2025

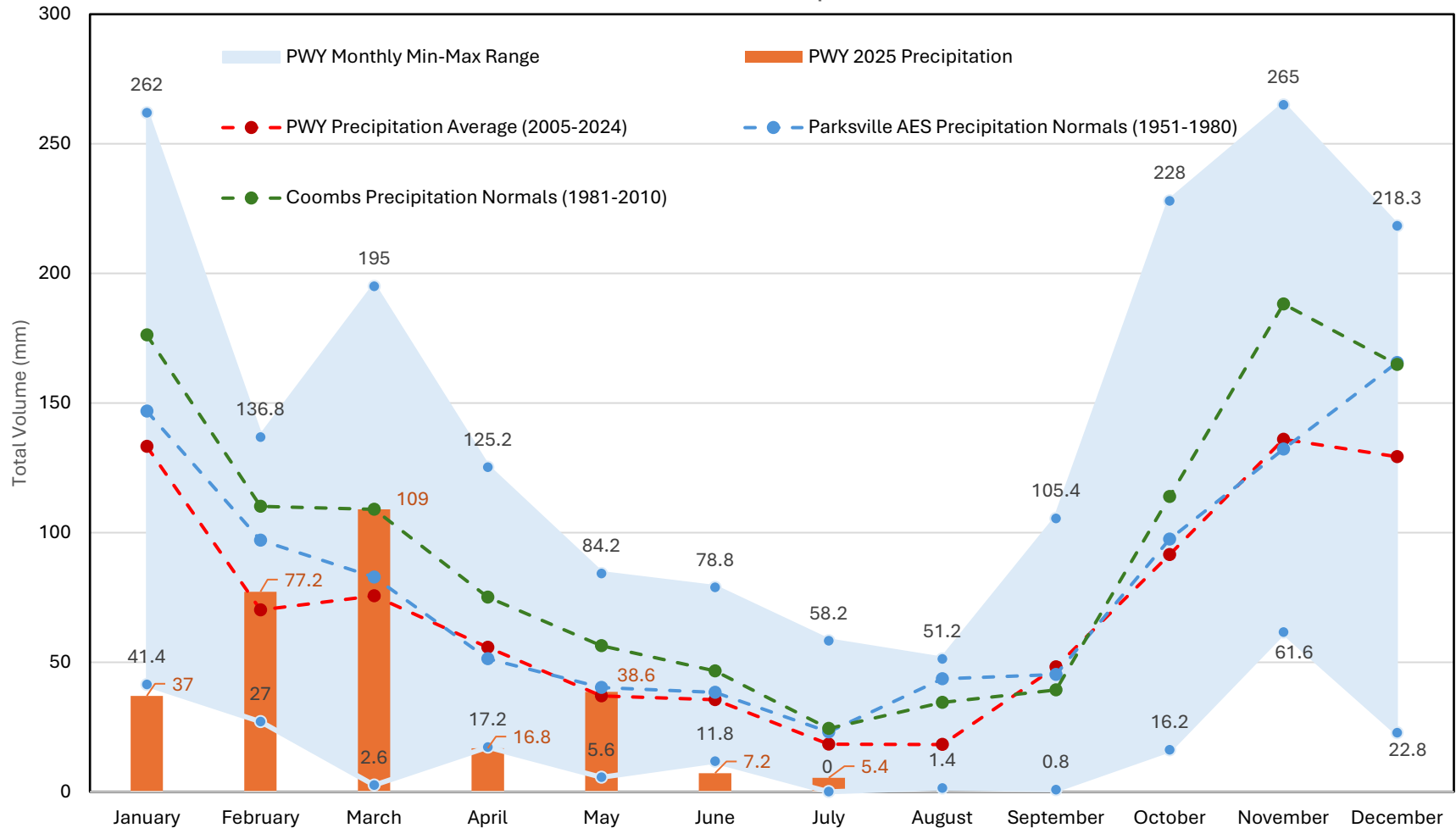
Historical average and current Arrowsmith Dam release flow (m^3/s), pre-dam average, post dam average, record low and current Englishman River flow (m^3/s) at WSC hydrometric gauge 08HB002, ERWS intake withdrawal (m^3/s), rainfall at Public Works Yard (mm),



Arrowsmith Dam and Englishman River Weekly Report

July 28 to August 3, 2025

Local Precipitation



Arrowsmith Dam and Englishman River Weekly Report

July 28 to August 3, 2025

Englishman River Daily Temperature and Turbidity (Downstream of Intake)

