

Summary

Arrowsmith Dam

Lake level (June 15): 828.56 m

Estimated volume: 9,000,000 m³

Weekly average release rate: 0 m³/s

Weekly total released volume: 0 m³

Englishman River

Weekly average baseflow: 2.6 m³/s

Weekly average flow at WSC hydrometric gauge 08HB002: 2.6 m³/s

Weekly average ERWS withdrawal flow: 0.13 m³/s

Weekly average water temperature: 15.3 °C

Other

Snow water equivalent at station 3B26P (June 15): 2 mm

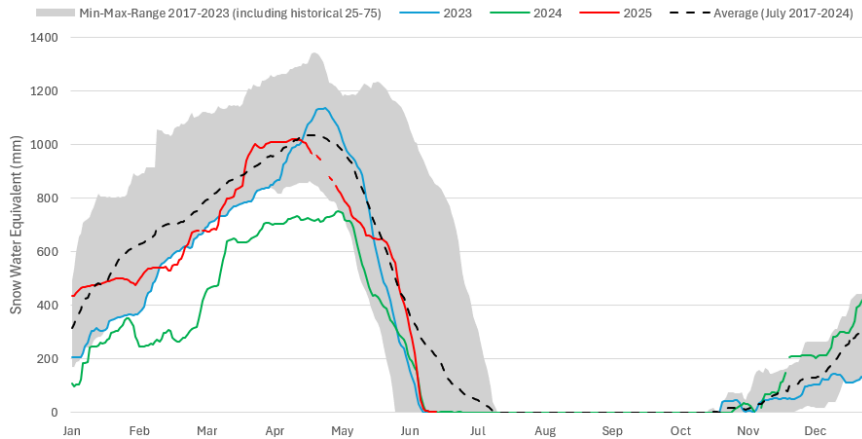
Total weekly rainfall at PWY: 0 mm

East Vancouver Island Drought Level: 1 (Abnormally Dry)

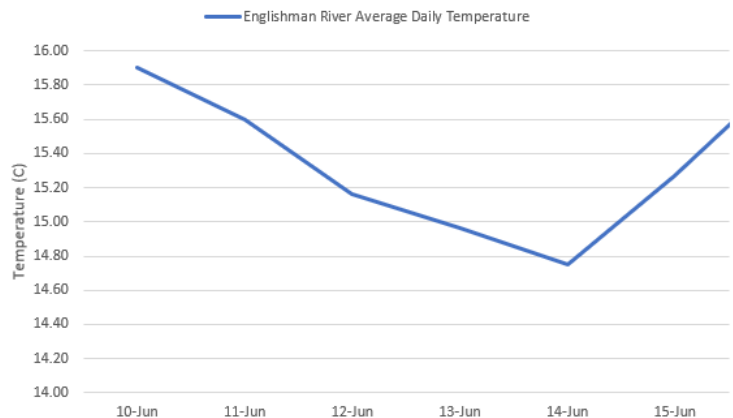
Comments:

- No communication between the dam and the PWY due to changes being made to the communication system and the installation of a solar power system.
- During last week's inspection, the dam was still spilling.














Snow Water Equivalent - Station 3B26P



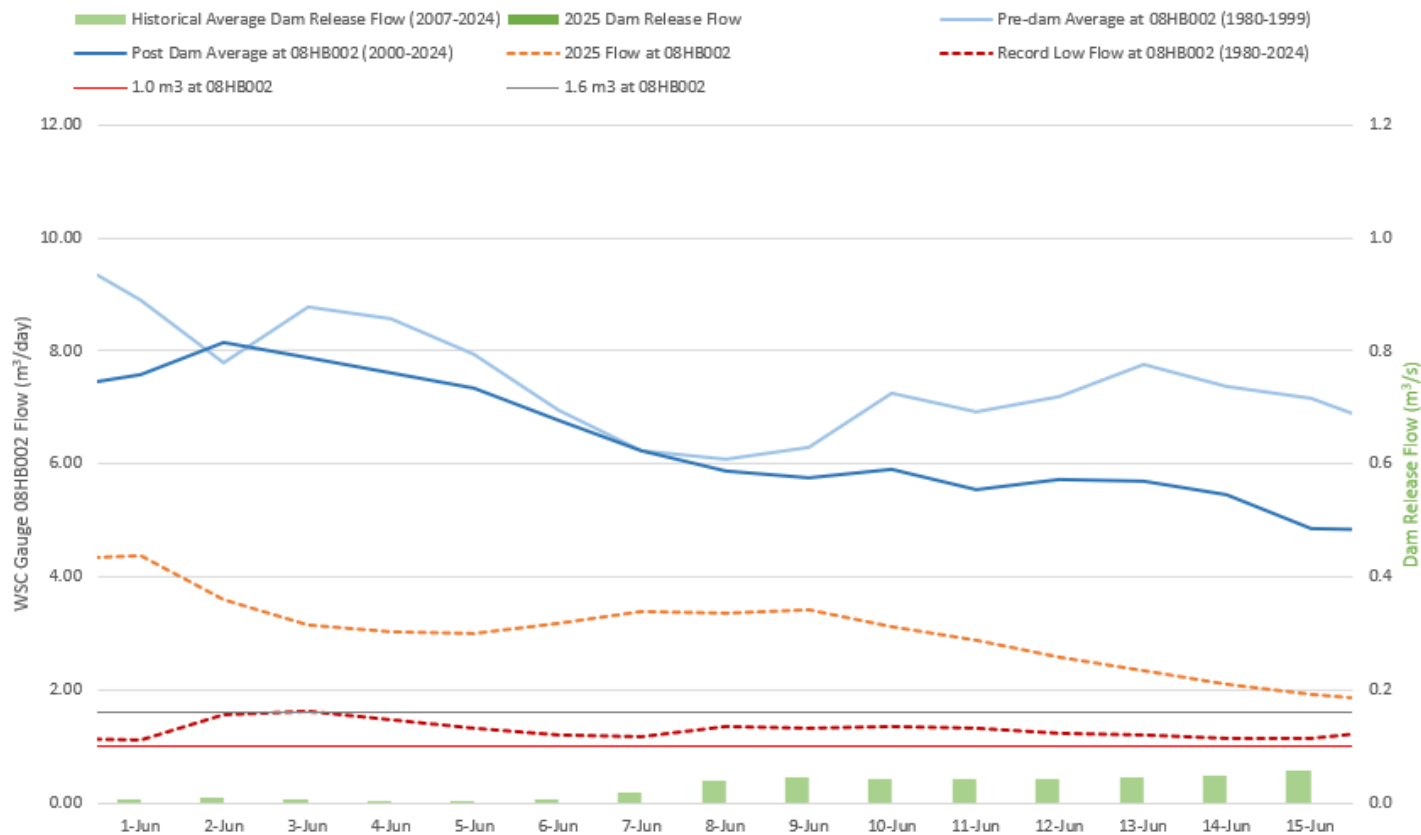
Englishman River Daily Temperature



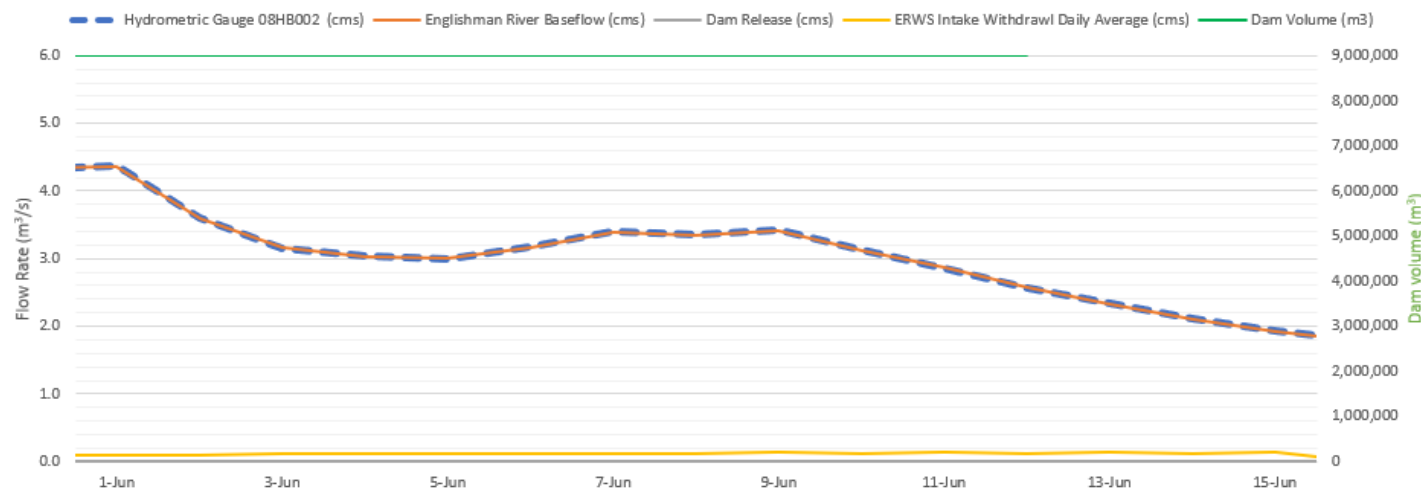
Weekly Forecast (Qualicum Airport)

Tue 17 Jun	Wed 18 Jun	Thu 19 Jun	Fri 20 Jun	Sat 21 Jun	Sun 22 Jun	Mon 23 Jun
 17°C 40% Chance of showers	 19°C 30% Chance of showers	 19°C A mix of sun and cloud	 19°C Cloudy	 20°C 60% Chance of showers	 22°C A mix of sun and cloud	 20°C A mix of sun and cloud
Tonight	Night	Night	Night	Night	Night	
 11°C 40% Chance of showers	 10°C 40% Chance of showers	 12°C Cloudy periods	 12°C 60% Chance of showers	 13°C Cloudy periods	 13°C Cloudy periods	

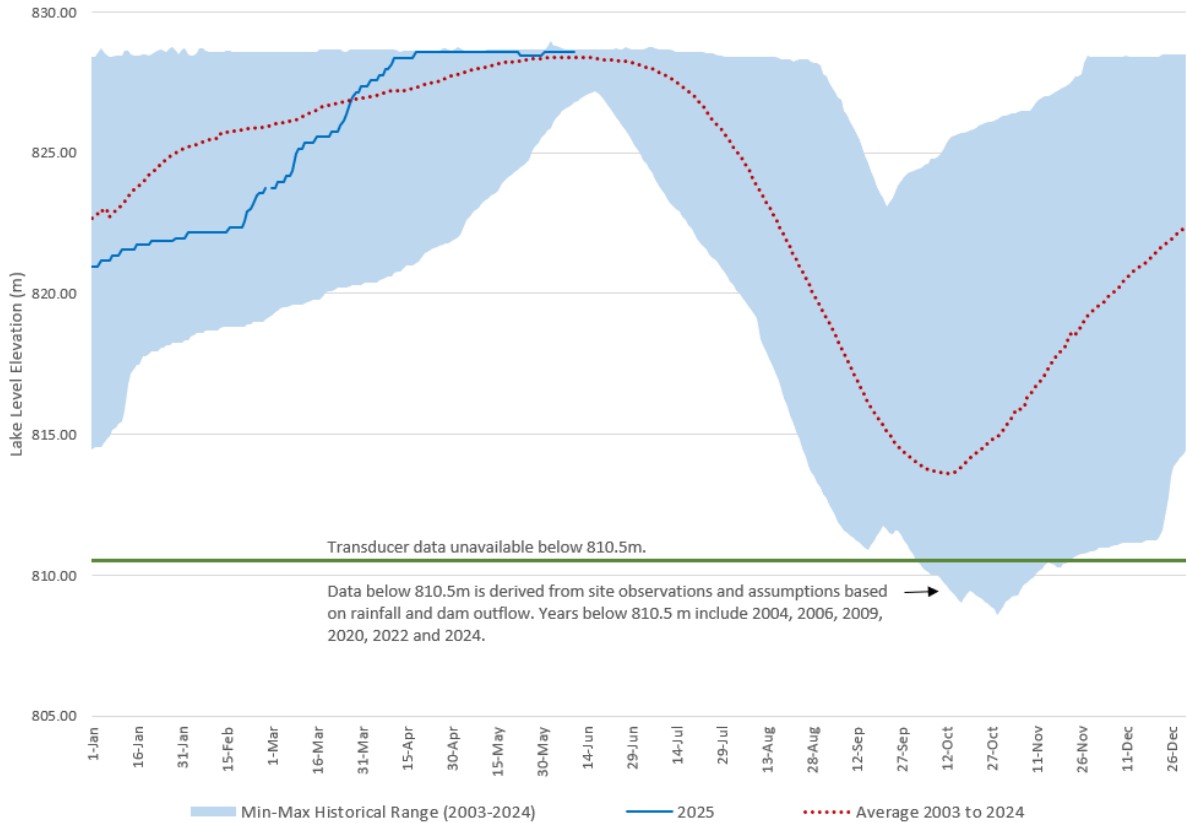
Arrowsmith Dam Release Flow (m^3/s) & Englishman River Flow (m^3/day) at WSC Hydrometric Gauge 08HB002



2025 Englishman River & Arrowsmith Dam Flows & Volume



Arrowsmith Dam Lake Level



Total Monthly Rainfall at the Public Works Yard

